

2024-2025 Annual Report



Columbus Humanities Arts and Technology Academy (CHATA) is an award-winning public charter school located along Morse Road between I-71 and The Outerbelt. CHATA's K-8 global learning community represents over 40 ethnicities and highlights cultures through World Language instruction, class projects, and schoolwide activities. The accredited academic program is enriched with a Humanities and Arts focus that is interwoven through all subject areas. Students are encouraged to demonstrate courage through confidence, creativity through practice, and compassion through experience with a school motto of "Who Dares, Wins." In addition to core subjects, students participate in Art, PE, Music, and Technology classes during the school day. Extracurricular activities encompass a diverse range of sports, financial literacy programs, and leadership initiatives. CHATA supports families with before and after-school care and summer programs.

OUR MISSION: To be a community resource, developing life-long learners prepared to contribute purposefully to society. Columbus Humanities Arts and Technology Academy will be a model school with an integrated, innovative curriculum based on high standards emphasizing the arts and technology, strong community, parental involvement, and intensive teacher training.

Board President

Mr. Patrick Cusick

Board Vice President

Mr. Jonathan Downes

Secretary

Dr. David Moody

Treasurer

Ms. Shiva Scotti

Board Members

Mr. Mark Hutsko

Authorizer

Ohio Council of Community Schools

Principal

Brendan Kolman

Regional Vice President

Erin Johnson

Grades Served

Early K-8

Students Served

631

School Year Opened

2004-2005

Managed By Accel Since

2015-2016

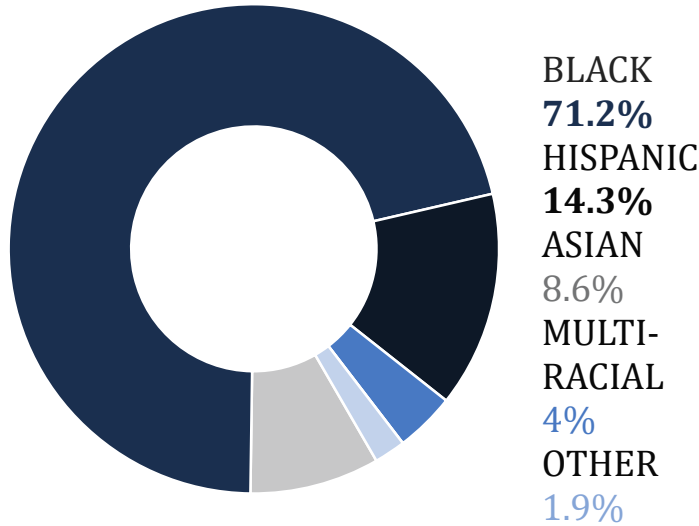
Fiscal Officer

Dave Massa

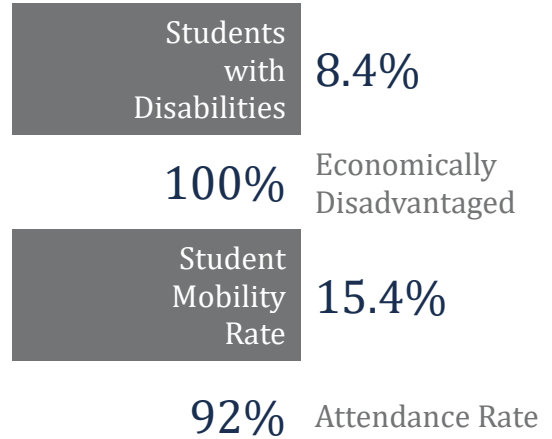


2024-2025 Annual Report

Student Demographics



Special Populations



NOTE: If Enrollment is less than 10, results are not calculated

Progress towards Goals

The percent proficient in ELA on the state assessment decreased slightly from 39.4% in SY2024 to 35.7% in SY2025.

The percent proficient in Math on the state assessment increased from 21.2% in SY2024 to 25.7% in SY2025.

Discipline occurrences from SY2024 to SY2025 decreased by 61%.

State Report Card

Performance Index Score 59.9	Overall Rating ★★★
Achievement Component ★★	Early Literacy Component ★
Progress Component ★★★	Gap Closing Component ★★

Our Academic Goals

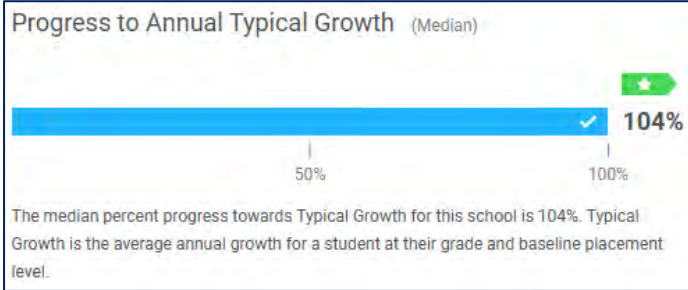
- #1 By FY2028, the overall percentage of students reaching proficiency or above on state tests in English Language Arts and Mathematics will increase by 30%.
- #2 By June 2028, the performance of students will improve by decreasing the discipline occurrences by 15%.

2024-2025 Annual Report

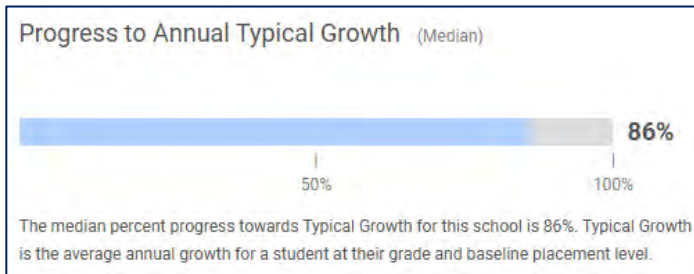


COLUMBUS HUMANITIES ARTS & TECHNOLOGY ACADEMY

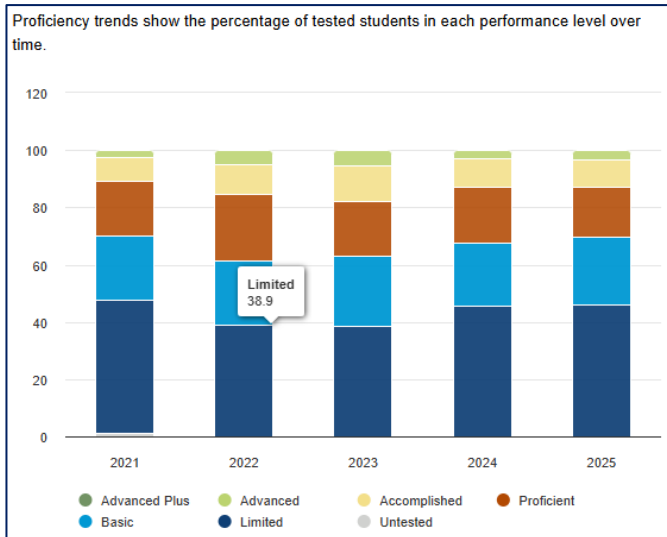
iReady Data Reading



iReady Data Mathematics



Percent Proficient at Columbus Humanities, Arts, and Technology Academy



OUR HIGHLIGHTS

Academic:

- Prodigy State Challenge First Place Champions
- Three Stars in Progress
- Tutoring

Community:

- Ice Cream Social and Skate Party
- Back to School Bash
- Kitchen of life
- Biz town
- Junior Achievement

Student Life:

- Athletics Programs
- Student of the Month Celebrations
- Spirit Week
- Clubs and Organizations
- Guys with Ties
- Girls with Pearls
- Girls on the Run
- Real World Real Money
- Cheer team won back-to-back Arnold Classics
- Boys' Basketball team was city champions
- Girls' Volleyball Inaugural Year
- Art Club
- Choir Club



2024-2025 Annual Report

State Sources	6,945,173
Federal Sources	1,527,806
Local Sources	62,902
Total Revenue	\$8,835,881

Salary & Wages	3,322,952
Employee Benefits	974,032
Purchased Services	3,396,483
Supplies & Materials	541,759.21
Capital Outlay	409,275
Other Expenses	20,837
Total Expenses	\$8,665,338

Financial Data:

- (1) Numbers in \$M
- (2) At the time of publication, 2025 fiscal year data was not available from the Ohio Auditor of State. For updated information visit: www.auditor.state.oh.us

Sponsor Statement:

Ohio Council of Community Schools (OCCS) uses various methods to evaluate the school's performance including published tests and other academic scores such as the Ohio Department of Education & Workforce Local Report Card and supporting data. OCCS regional representatives visit our partner schools regularly ensuring compliance with federal, state, and contractual requirements.

